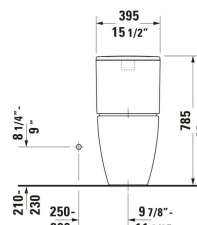
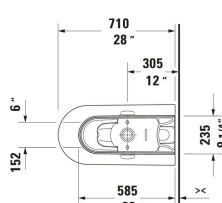
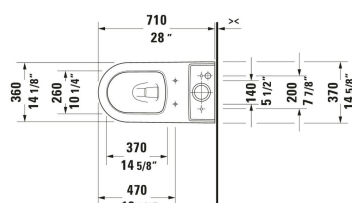


## ME by Starck Toilet Bowl # 217101..00 / 217101..85 / 217101..00 / 217101..85

|< 14 5/8 " >|



Toilet Bowl	Dimension	Weight	Order number
28 ", elongated, Siphonic, Flushing rim: Closed, Outlet vertical, cUPC listed: Yes			
<b>Colors</b>			
00 White 20 HygieneGlaze (an antibacterial ceramic glaze that provides almost indefinite effectiveness)			
<b>Variant</b>			
White High Gloss, Flush water quantity: 1.32/0.92 gal, WaterSense: Yes	14 5/8 "x17 1/8 "	101.413 lb	217101..00
White High Gloss, Flush water quantity: 1.28 gal, ADA: Yes	14 5/8 "x17 1/8 "	101.413 lb	217101..85
White High Gloss, HygieneGlaze, Flush water quantity: 1.32/0.92 gal, WaterSense: Yes	14 5/8 "x17 1/8 "	101.413 lb	217101..00
White High Gloss, HygieneGlaze, Flush water quantity: 1.28 gal, WaterSense: Yes, ADA: Yes	14 5/8 "x17 1/8 "	101.413 lb	217101..85
<b>Spare parts</b>			
Installation Set	2 3/8 x 5 1/8 "	1.874 lb	001417
<b>Suitable products</b>			
Toilet Seat Slow close: Yes, Removable Seat, Hinge material: Stainless Steel, elongated, 14 5/8 x 19 1/4 "	14 5/8 x 19 1/4 "		006339
Toilet Tank Water connection position: Bottom left, Surface of push button: n/a, Concealed connection, 15 1/2 x 7 1/8 "	15 1/2 x 7 1/8 "		093820
Toilet Seat Slow close: No, Hinge material: Stainless Steel, elongated, 14 3/4 x 19 1/4 "	14 3/4 x 19 1/4 "		002021
Toilet Seat Slow close: Yes, Removable Seat, Hinge material: Stainless Steel, elongated, 14 3/4 x 19 1/4 "	14 3/4 x 19 1/4 "		002029

All drawings contain the necessary measurements which are subject to standard tolerances. They are stated in inch & mm and are non-binding. Exact measurements, in particular for customized installation scenarios, can only be taken from the finished ceramic piece.