

MOND

2-WAY THERMOSTATIC SHOWER SYSTEM

SET.MX.220.210

Components Included

- **VE.220** - Thermostatic valve with integrated 2-way diverter
- **TM.MX.220** - Trim for 2-way thermostatic valve
- **SH.12.1010** - 10" Shower head
- **WA.12.16** - 16" Wall mount shower arm with 1/2" female NPT connection
- **BH.12.03** - 27" Sliding shower bar with hose and 3-function hand shower
- **EC.12.01** - Round brass elbow connector with 1/2" female NPT connection

Available Handles



Moon (1) Crescent (2) Cross (3)

*Available handle selection only for diverter and volume control handle

Available Finishes

- Chrome (CC)
- Matte black (MB)
- Brushed gold (BG)

(Model pictured: Chrome)

Optional Accent Colours



CC MB BG MW SY OT LG AZ



BH CN EG ME BP RP FP TR

Accent code for complete set:

MRC14.XX - for moon handles

MRC15.XX - for crescent/cross handles



Codes / Standards

- Uniform Plumbing Code (UPC®)
- ASME A112.18.1/CSA B125.1
- ASSE 1016

Warranty

- Limited lifetime warranty (see full warranty for details)

MOND

2-WAY THERMOSTATIC TRIM

TM.MX.220

Description

- **TM.MX.220** - ½" Trim for 2-way thermostatic valve
- 3 positions

Flow Rate

- 6.1 gpm | 23 lpm | 60 psi

Available Handles



Moon (1)



Crescent (2)



Cross (3)

*Available handle selection only for diverter and volume control handle

Available Finishes

- Chrome (CC)
- Matte black (MB)
- Brushed gold (BG)

(Model pictured: Chrome)

Optional accent colours



CC MB BG MW SY OT LG AZ



BH CN EG ME BP RP FP TR

Insert size: Ø 60.8 mm

Code: **MRC07.XX** - for moon handles

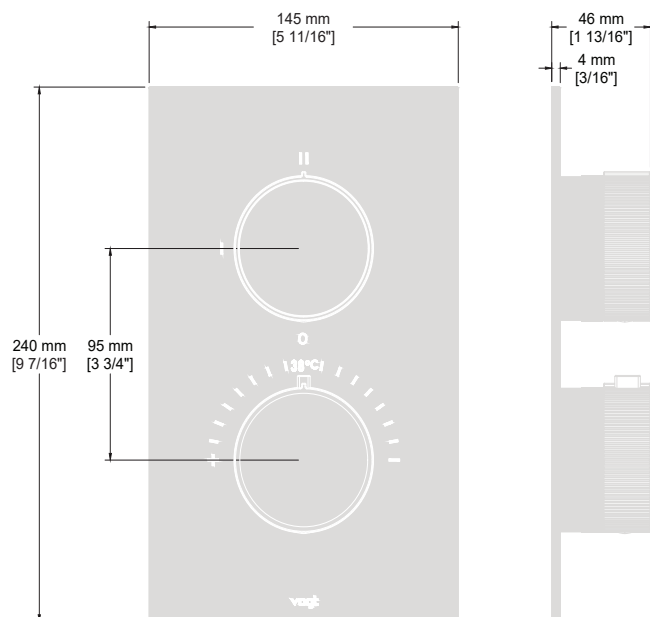
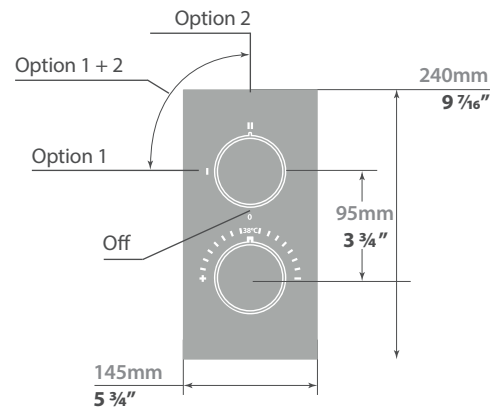
MRC12.XX - for crescent/cross handles

Codes / Standards

- Uniform Plumbing Code (UPC®)
- ASME A112.18.1/CSA B125.1

Warranty

- Limited lifetime warranty
(see full warranty for details)



2-WAY THERMOSTATIC VALVE

VE.220

Description

- Valve with thermostatic cartridge and 2-way diverter
- ½" Male NPT connections

Flow Rate

- 6.1 gpm | 23 lpm | 60 psi

Cartridge

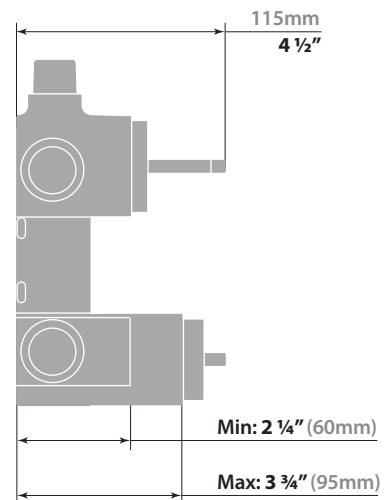
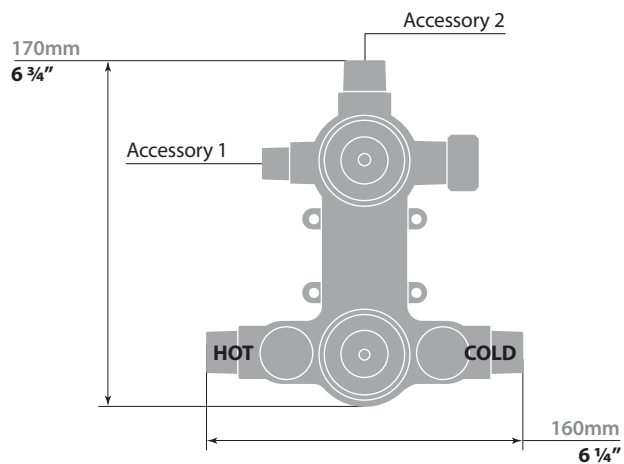

- CE.1401.TT Thermostatic cartridge
- CE.1710.DR Diverter cartridge

Codes / Standards

- Uniform Plumbing Code (UPC®)
- ASME A112.18.1/CSA B125.1
- ASSE 1016

Warranty

- Limited lifetime warranty (see full warranty for details)



MOND

16" WALL ARM

WA.12.16

Description

- 16" wall mount shower arm with 1/2" female NPT connection

Available Finishes

- Chrome (CC)
- Matte black (MB)
- Brushed gold (BG)

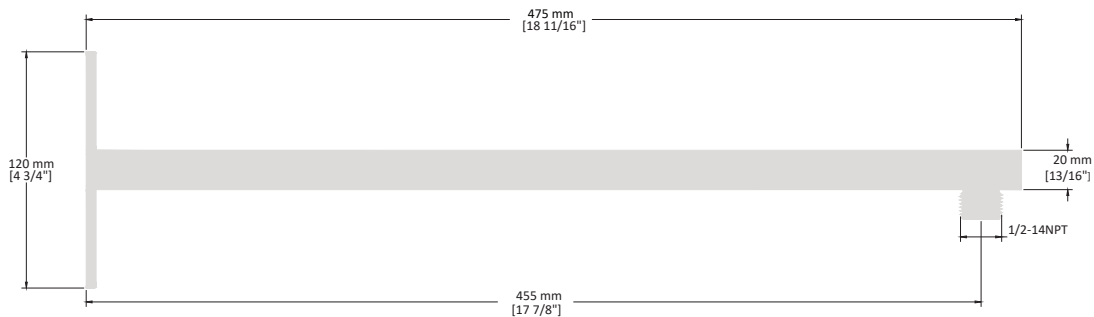

(Model pictured: Chrome)

Codes / Standards

- Uniform Plumbing Code (UPC®)
- ASME A112.18.1/CSA B125.1

Warranty

- Limited lifetime warranty (see full warranty for details)



10" ROUND SHOWER HEAD

SH.12.1010

Description

- 10" Round shower head
- Anti-limestone technology

Flow Rate

- 2.0 gpm | 7.6 lpm | 60 psi

Available Finishes

- Chrome (CC)
- Matte black (MB)
- Brushed gold (BG)

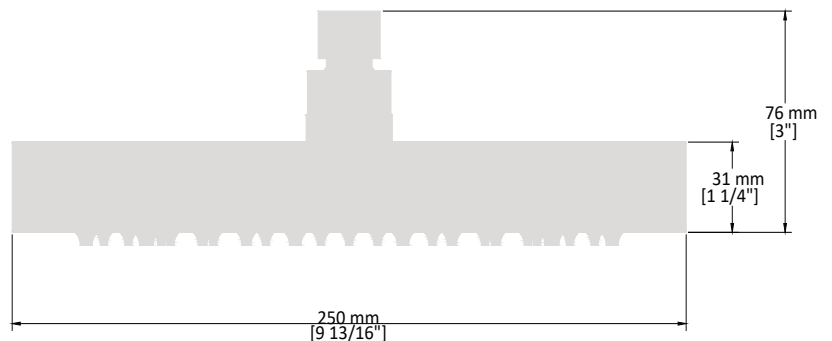
(Model pictured: Chrome)

Codes / Standards

- Uniform Plumbing Code (UPC®)
- ASME A112.18.1/CSA B125.1

Warranty

- Limited lifetime warranty
(see full warranty for details)



MOND SLIDING SHOWER BAR

BH.12.03

Description

- Sliding shower bar with hose and 3 function hand shower (HS.03.03)

Flow Rate

- 2.0 gpm | 7.6 lpm | 60 psi

Available Finishes

- Chrome (CC)
- Matte black (MB)
- Brushed gold (BG)

(Model pictured: Chrome)

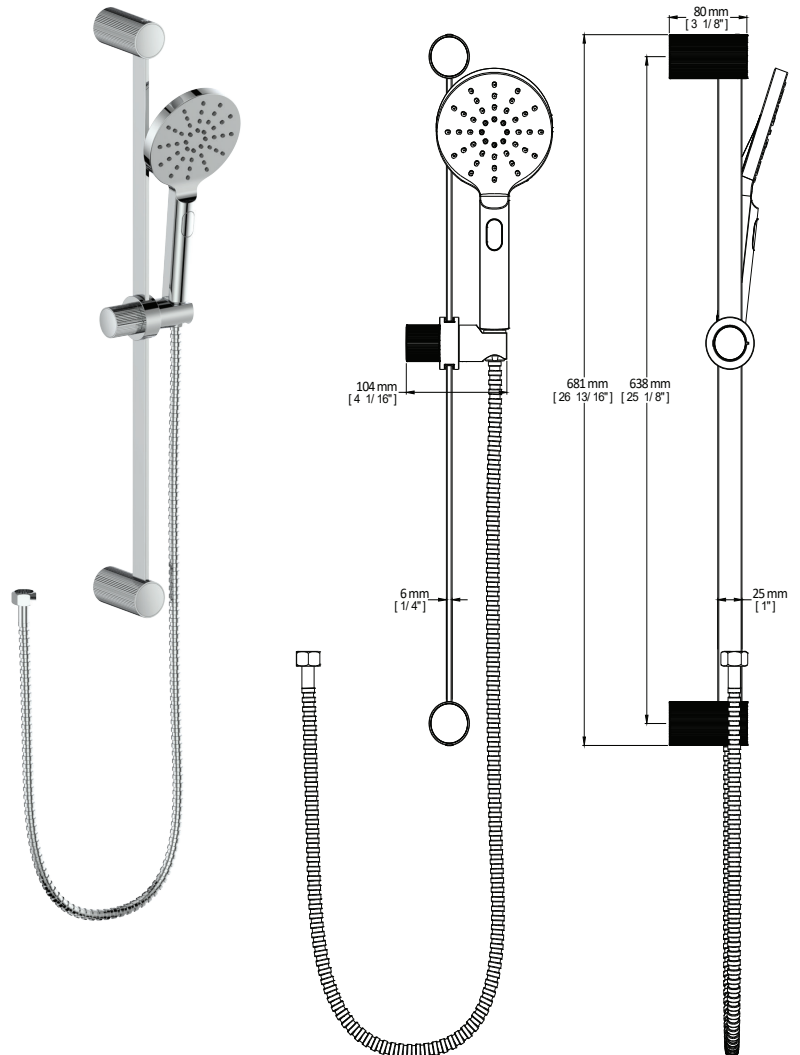
Optional Accent Colours



Insert sizes: 2 pcs \varnothing 37.8 mm, 1pc \varnothing 31.8 mm
Code: **MRC13.XX**

Warranty

- Limited lifetime warranty
(see full warranty for details)



MOND ROUND WALL SUPPLY ELBOW

EC.12.01

Description

- Round brass elbow connector with 1/2" female NPT connection

Available Finishes

- Chrome (CC)
- Matte black (MB)
- Brushed gold (BG)

(Model pictured: Chrome)



Codes / Standards

- Uniform Plumbing Code (UPC®)
- ASME A112.18.1/CSA B125.1

Warranty

- Limited lifetime warranty (see full warranty for details)

