

## Undercounter Lavatory

### FEATURES

- 20-7/8" x 13"
- Rimless, oval design for undercounter installation
- Front overflow
- CEFIONTECT® ceramic glaze prevents debris and mold from sticking to ceramic surfaces
- Vitreous china
- Mounting assembly complete with installation template and mounting screw set for wood countertops

### MODELS

- LT1506G  
With CEFIONTECT

### COLORS/FINISHES

- #01 Cotton

### CODES/STANDARDS

- Meets and exceeds ASME A112.19.2/CSA B45.1
- Certifications: IAPMO(cUPC), State of Massachusetts, City of Los Angeles, and others
- Meets ADA guidelines and ANSI A117.1 requirements when countertop is installed 864mm (34") from finished floor and lavatory is installed 205mm (8-1/8") minimum from front edge.
- Complies with CA Prop 65 warning requirements



### PRODUCT SPECIFICATION

The undercounter lavatory shall be made of vitreous china. Lavatory shall be 20-7/8" in length and 13" in width. Product shall be with front overflow and lavatory shall include mounting assembly. Lavatory model LT1506G shall have CEFIONTECT ceramic glaze. Lavatory shall be TOTO Model LT1506G\_\_\_\_\_.

# LT1506G

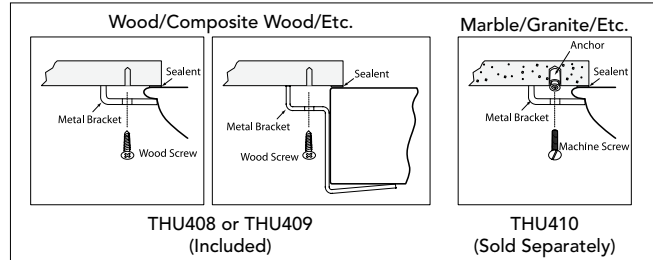
## Undercounter Lavatory

### SPECIFICATIONS

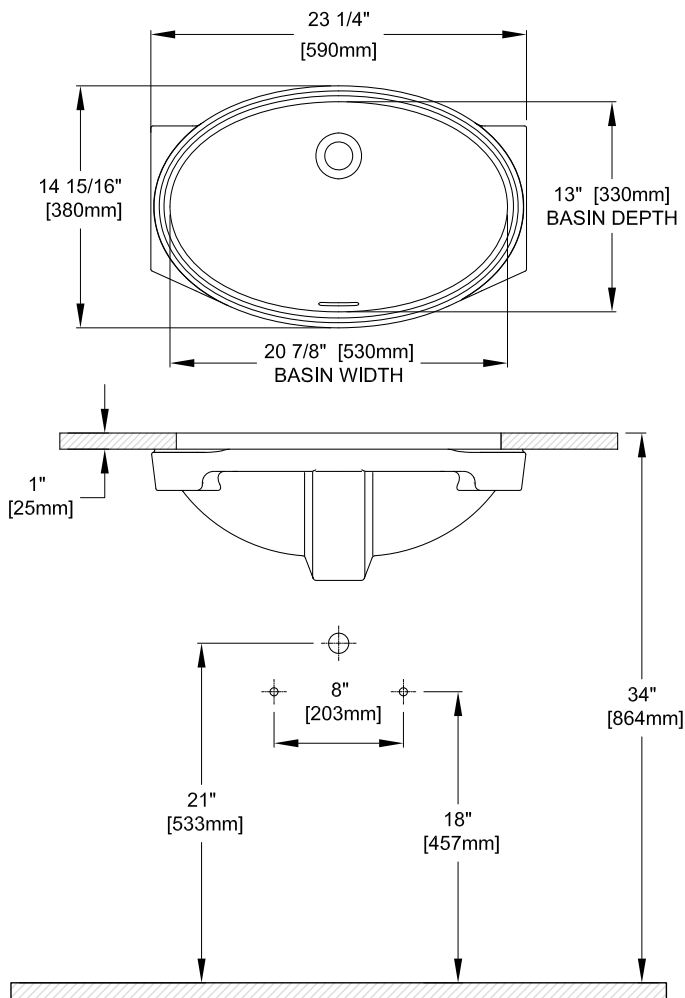
- Waste 1-1/4" O.D.
- Size 23-1/4" x 14-15/16"
- Basin 20-7/8" x 13"
- Warranty One Year Limited Warranty
- Material Vitreous china
- Shipping Weight 24.0 lbs.
- Shipping Dimensions 25-1/4"L x 16-1/2"W x 9-1/4"H

### INSTALLATION NOTES

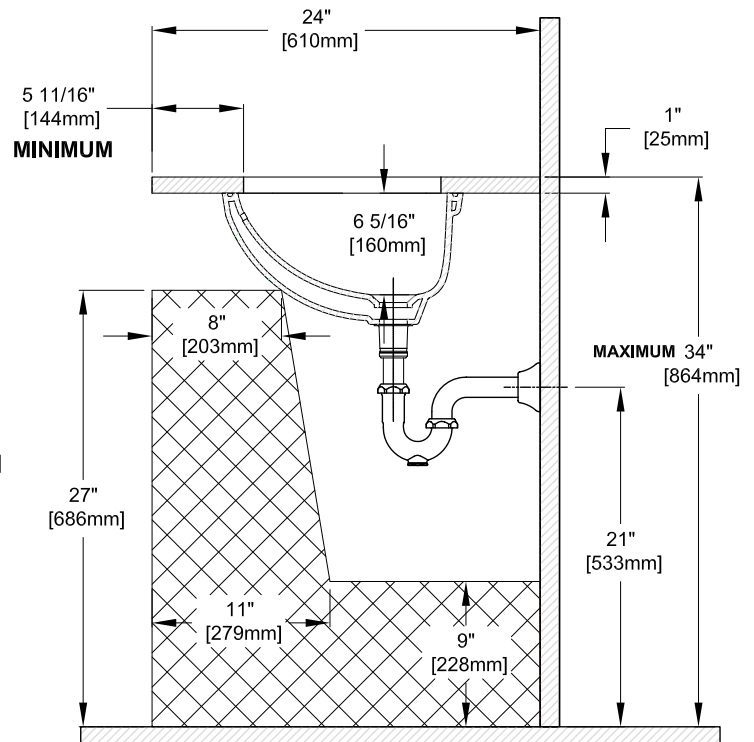
#### Mounting Hardware



THU410 is required for marble/granite type counter top installation and must be purchased separately



### ADA COMPLIANCE



**TOTO®**

*These dimensions and specifications are subject to change without notice*